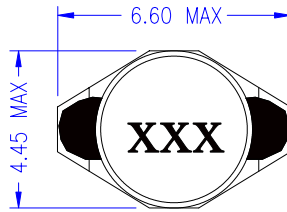
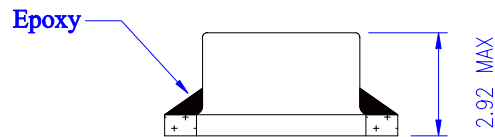


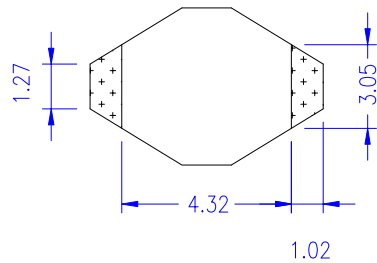
TOP VIEW



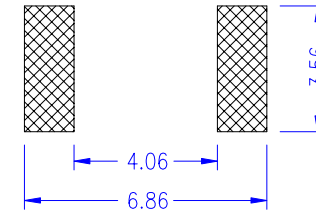
FRONT VIEW



BOTTOM VIEW

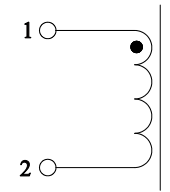


RECOMMENDED PCB LAYOUT

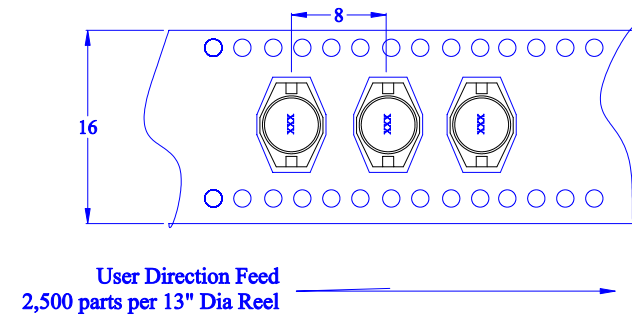


Component Side

SCHEMATIC



TAPE AND REEL ORIENTATION



This Document Is Subject To Change Without Notice.

Notes:

- 1) All Dimensions are in millimeters unless otherwise specified.
- 2) Stamp as Shown above--
Line 1- xxx (xxx=inductance value per family chart)
- 3) Tolerances are +/-0.381mm unless otherwise specified.

Cooper Electronic Technologies

3601 Quantum Boulevard, Boynton Beach, FL 33426

Unipac 0.4SC (UP0.4SC) Inductor Line
SMD, 2.92mm max ht, Shielded Drum
core/header

Size
A

Drawing Number: UP0.4SC-R Inductor Line

Revision Level: B

Sheet 3 of 4

CUSTOMER INFORMATION

Part Number	Rated Inductance (μH)	OCL nominal (μH) @20°C	Irms (max) (a)		Q min	DCR (Ω) max @ 20°C.	SRF typ (MHz)
UP0.4SC-1R0	1.0	1.0+/-20%	3.0		30 @ 200kHz	.040	250
UP0.4SC-1R5	1.5	1.5 +/-20%	2.8		30 @ 200kHz	.045	125
UP0.4SC-2R2	2.2	2.2+/-20%	1.8		40 @ 200kHz	.050	120
UP0.4SC-3R3	3.3	3.3+/-20%	1.6		40 @ 200kHz	.055	120
UP0.4SC-4R7	4.7	4.7+/-20%	1.4		40 @ 200kHz	.060	105
UP0.4SC-6R8	6.8	6.8+/-20%	1.2		40 @ 200kHz	.065	50
UP0.4SC-100	10.0	10.0+/-20%	1.0		40 @ 200kHz	.075	38
UP0.4SC-150	15.0	15.0+/-20%	0.80		40 @ 200kHz	.090	33
UP0.4SC-220	22.0	22.0+/-20%	0.70		40 @ 100kHz	.110	25
UP0.4SC-330	33.0	33.0+/-20%	0.60		40 @ 100kHz	.190	20
UP0.4SC-470	47.0	47.0+/-20%	0.50		40 @ 100kHz	.230	20
UP0.4SC-680	68.0	68.0+/-20%	0.40		40 @ 100kHz	.290	15
UP0.4SC-101	100	100+/-20%	0.30		40 @ 100kHz	.480	10
UP0.4SC-151	150	150+/-20%	0.26		40 @ 100kHz	.590	9
UP0.4SC-221	220	220+/-20%	0.22		40 @ 100kHz	.770	6
UP0.4SC-331	330	330+/-20%	0.20		40 @ 100kHz	1.4	5
UP0.4SC-471	470	470+/-20%	0.19		40 @ 100kHz	1.8	4
UP0.4SC-681	680	680+/-20%	0.18		40 @ 100kHz	2.2	3
UP0.4SC-102	1000	1000+/-20%	0.15		40 @ 100kHz	3.4	2
UP0.4SC-152	1500	1500+/-20%	0.12		50 @ 100kHz	4.2	2
UP0.4SC-222	2200	2200+/-20%	0.10		50 @ 100kHz	8.5	2
UP0.4SC-332	3300	3300+/-20%	0.08		50 @ 100kHz	11.0	1
UP0.4SC-472	4700	4700+/-20%	0.06		50 @ 100kHz	13.9	1
UP0.4SC-682	6800	6800+/-20%	0.04		50 @ 100kHz	25.0	1
UP0.4SC-103	10000	10000+/-20%	0.02		50 @ 100kHz	32.8	.08

Electrical Requirement Notes: 1) Test Frequency: 100KHz, 0.1V 2) DCR @ 20°C

This Document Is Subject To Change Without Notice.

General Specifications:

- a) Temp. Rise: 30°C typ at Irms
b) Operating Temp: -40°C -- +125°C
c) Storage Temp.: -25°C~+125°C
d) Resistance to Solder Heat: 260°C for 10 secs.
Parts available in Tape and Reel. 13" diameter reel : 2,500 parts per reel.

Cooper Electronic Technologies

3601 Quantum Blvd, Boynton Beach, FL 33426
Unipac 0.4SC (UP0.4SC) Inductor Line
SMD, 2.92mm max ht, Shielded Drum core/header

Option Code (Suffix)	Description	SIZE	Drawing Number:	UP0.4SC-R Inductor Line
-R	ROHS compliant Version	A	Revision Level: B	Sheet 2 of 4